

ME TRIM



Aluminium Round Edge Trim (MTR)

Features one side to create the **shadow line groove** detail sitting flush with the tiled wall and one perforated anchoring leg for securing in adhesive. Great to create an elegant **round edge around windows and doors** frames (no need for architraves). Perfect for a modern **shadow line effect** where tiles meet the ceiling or floor skirting.

Benefits

- ✔ **Reduced** operational **time** & **cost** of installation
- ✔ **No more** architrave window/door needed
- ✔ **No more** cracks or gap fillers to architraves
- ✔ **No more** sanding, plastering or painting
- ✔ Elegant **shadow line groove** effect
- ✔ **Designed** and **made** in Australia
- ✔ **Perfect** tile trim for windows and doors
- ✔ **Easy** tile trim **application**

Profile Shape



 Australian Patent No:2019903246

*All dimensions are in accordance with AS/NZ 1866:1997


*Each trim comes in 3m Length (visit our website for more info)

* Variety of colours, sizes and finishes available to compliment your tiling project

SALE
Great Deals
for Bulk Buy



Round Shape Gold / MTRGB



Round Shape Black / MTRB
Available in Gloss (MTRBG) or Matt (MTRBM)



Round Shape ANODISE / MTRA





ME TRIM Round Edge Trim (MTR)


PRODUCT SPECIFICATION





ME TRIM is a prefinished Aluminium Edging Tile Trim for providing a straight edge and tile placement guide around windows and door ways openings, eliminating the need of architraves around. ME TRIM not only provides a solution for finishing interior edges with improved efficiency to a typical stopping angle but reduces operational time and cost for installation.


COLOUR/FINISH	SIZE	SKU	DIMENSIONS L x W x H ^(CM)	WEIGHT KG
 MILL MTRM	8mm	MTRM8	300 x 3.3 x 2.05	0.180
	11mm	MTRM11	300 x 3.5 x 2.35	0.217
	4mm	MTRM4	300 x 3.1 x 1.34	0.158
	6mm	MTRM6	300 x 3.2 x 1.84	0.172
	10mm	MTRM10	300 x 3.5 x 2.25	0.190
	12mm	MTRM12	300 x 3.6 x 2.45	0.228
	15mm	MTRM15	300 x 3.6 x 2.75	0.261


COLOUR/FINISH	SIZE	SKU	DIMENSIONS L x W x H ^(CM)	WEIGHT KG
 GOLD MTRG	8mm	MTRG8	300 x 3.3 x 2.05	0.180
	11mm	MTRG11	300 x 3.3 x 2.35	0.217
	4mm	MTRG4	300 x 3.1 x 1.34	0.158
	6mm	MTRG6	300 x 3.2 x 1.84	0.172
	10mm	MTRG10	300 x 3.5 x 2.25	0.190
	12mm	MTRG12	300 x 3.6 x 2.45	0.228
	15mm	MTRG15	300 x 3.6 x 2.75	0.261


COLOUR/FINISH	SIZE	SKU	DIMENSIONS L x W x H ^(CM)	WEIGHT KG
 GLOSS BLACK MTRBG	8mm	MTRBG8	300 x 3.3 x 2.05	0.180
	11mm	MTRBG11	300 x 3.5 x 2.35	0.217
	4mm	MTRBG4	300 x 3.1 x 1.34	0.158
	6mm	MTRBG6	300 x 3.2 x 1.84	0.172
	10mm	MTRBG10	300 x 3.5 x 2.25	0.190
	12mm	MTRBG12	300 x 3.6 x 2.45	0.228
	15mm	MTRBG15	300 x 3.6 x 2.75	0.261

COLOUR/FINISH	SIZE	SKU	DIMENSIONS L x W x H ^(CM)	WEIGHT KG
 MATT BLACK MTRBM	8mm	MTRBM8	300 x 3.3 x 2.05	0.180
	11mm	MTRBM11	300 x 3.5 x 2.35	0.217
	4mm	MTRBM4	300 x 3.1 x 1.34	0.158
	6mm	MTRBM6	300 x 3.2 x 1.84	0.172
	10mm	MTRBM10	300 x 3.5 x 2.25	0.190
	12mm	MTRBM12	300 x 3.6 x 2.45	0.228
	15mm	MTRBM15	300 x 3.6 x 2.75	0.261

COLOUR/FINISH	SIZE	SKU	DIMENSIONS L x W x H ^(CM)	WEIGHT KG
 GLOSS WHITE MTRWG	8mm	MTRWG8	300 x 3.3 x 2.05	0.180
	11mm	MTRWG11	300 x 3.3 x 2.35	0.217
	4mm	MTRWG4	300 x 3.1 x 1.34	0.158
	6mm	MTRWG6	300 x 3.2 x 1.84	0.172
	10mm	MTRWG10	300 x 3.5 x 2.25	0.190
	12mm	MTRWG12	300 x 3.6 x 2.45	0.228
	15mm	MTRWG15	300 x 3.6 x 2.75	0.261

COLOUR/FINISH	SIZE	SKU	DIMENSIONS L x W x H ^(CM)	WEIGHT KG
 MATT WHITE MTRWM	8mm	MTRWM8	300 x 3.3 x 2.05	0.180
	11mm	MTRWM11	300 x 3.3 x 2.35	0.217
	4mm	MTRWM4	300 x 3.1 x 1.34	0.158
	6mm	MTRWM6	300 x 3.2 x 1.84	0.172
	10mm	MTRWM10	300 x 3.5 x 2.25	0.190
	12mm	MTRWM12	300 x 3.6 x 2.45	0.228
	15mm	MTRWM15	300 x 3.6 x 2.75	0.261

COLOUR/FINISH	SIZE	SKU	DIMENSIONS L x W x H ^(CM)	WEIGHT KG
 ANODISE MTRA	8mm	MTRA8	300 x 3.3 x 2.05	0.180
	11mm	MTRA11	300 x 3.3 x 2.35	0.217
	4mm	MTRA4	300 x 3.1 x 1.34	0.158
	6mm	MTRA6	300 x 3.2 x 1.84	0.172
	10mm	MTRA10	300 x 3.5 x 2.25	0.190
	12mm	MTRA12	300 x 3.6 x 2.45	0.228
	15mm	MTRA15	300 x 3.6 x 2.75	0.261

COLOUR/FINISH	SIZE	SKU	DIMENSIONS L x W x H ^(CM)	WEIGHT KG
 CHROME MTRCH	8mm	MTRCH8	300 x 3.3 x 2.05	0.180
	11mm	MTRCH11	300 x 3.3 x 2.35	0.217
	4mm	MTRCH4	300 x 3.1 x 1.34	0.158
	6mm	MTRCH6	300 x 3.2 x 1.84	0.172
	10mm	MTRCH10	300 x 3.5 x 2.25	0.190
	12mm	MTRCH12	300 x 3.6 x 2.45	0.228
	15mm	MTRCH15	300 x 3.6 x 2.75	0.261